



Centrifugation

Cryofuge 8 and 16 Blood Banking Centrifuges

Greener with every spin

Blood banking efficiency

Productivity, convenience and sustainability

Thermo Scientific™ Cryofuge™ 8 and 16 Blood Banking Centrifuges with GreenCool Technology bring outstanding power and enhanced sustainability to blood processing centers. Featuring a natural refrigerant (CO₂) cooling system, these centrifuges exemplify technological leadership and innovation. They offer reduced energy consumption and heat output, have short cool-down times, and maintain excellent temperature stability for precise results. Their lighter weight

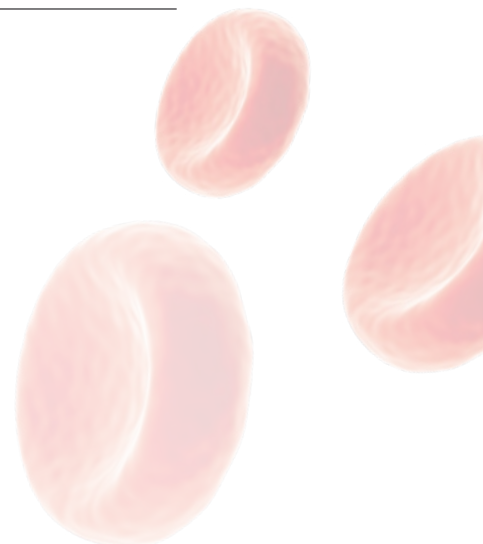
and reduced noise levels help improve the laboratory environment. With a large capacity of up to 16 x 550 mL blood bags and a user-friendly design, the Cryofuge series simplifies handling large volumes while helping ensure compliance with global standards. Enhanced ergonomics and quick setup of traceable runs make these centrifuges excellent for efficient blood processing, leveraging greener technology for top performance.





Contents

Greener by design™	4
Models	6
Features and benefits	8
Data management and connectivity	12
Standards	14
Rotors and accessories ordering information	15
Software ordering information	17
Product specifications	18
Ordering information	19



Greener by design™

Sustainability aspects



We leverage the power of innovation to positively contribute to a healthier world, which includes reducing the environmental impact of our products and packaging—from design to end of life. By incorporating environmental sustainability principles into each design step, we can better understand and reduce the environmental impact of our products early in the design process, helping to ultimately deliver on our commitment to achieve net-zero emissions by 2050 while helping customers advance their sustainability goals.

Greener by design: We integrate Design for Sustainability into our product development to reduce environmental footprint without compromising quality. Our strategy targets five areas: less hazardous, less waste, more energy efficient, responsibly packaged, and extended life.

Cryofuge large-capacity centrifuges have been updated with a next-generation natural refrigerant (CO₂) cooling system. Carbon dioxide (CO₂) has a lower Global Warming Potential (GWP) than other refrigerants, while not contributing to depletion of the ozone layer and is compliant with EU and US EPA F-gas regulations. Besides being **less hazardous**, the centrifuges are **more energy efficient**. Additionally, they are **manufactured in a certified zero-waste facility*** using 100% renewable energy in Osterode am Harz, Germany**.

Global Warming Potential = 1*

14% lower energy consumption**

Made in a certified zero-waste facility***

Up to a five-year warranty****



Less hazardous



More energy efficient

* Due to natural refrigerant (CO₂)

** Energy use measured for a 1-hour run at maximum spin speed and compared to previous model. Cryofuge: GC 4600W vs Legacy (previous model) 5400W

*** Zero waste defined as less than 10% of non-hazardous waste sent to landfill, incineration or waste-to-energy

**** 2 year warranty for unit, 5 years for powertrain (motor shaft and drive) and 5 years for refrigeration.

GreenCool Technology

Energy efficiency and convenience

Energy efficiency

Lower energy consumption of cooling system

Improvement in energy efficiency over previous generation of Thermo Scientific blood banking centrifuges, helping reduce the impact on the environment and the total cost of ownership.

Further energy savings with rotor technology

Thermo Scientific™ HAEMAFlex™ Rotors with Thermo Scientific™ Eco-Spin™ Technology are windshielded rotors that provide energy savings up to 64% when compared with non-windshielded rotors* (see Figure 1).

Better for the environment

Lower Global Warming Potential

The refrigeration system operates with carbon dioxide (CO₂), a natural gas with a Global Warming Potential of 1. In addition, CO₂ does not deplete the ozone layer.

Enhanced convenience

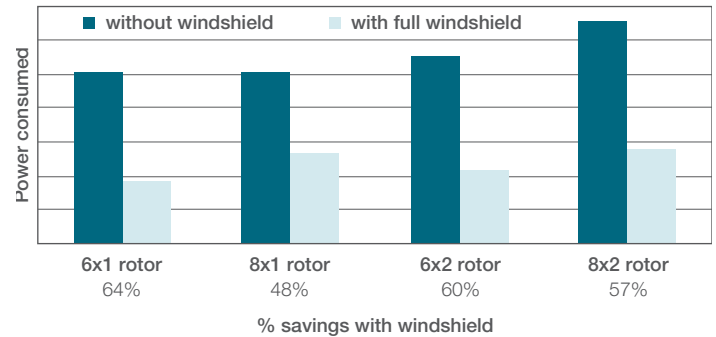
Less weight

Due to the GreenCool system, the weight of the centrifuges has been reduced by 60 kg (132 lbs) compared to previous models, making them easier to transport and install in the lab.

Less noise

Cryofuge centrifuges with CO₂ cooling offer enhanced comfort in the lab with a noise level that is 4 dB(A) lower compared to the previous models: the sound level is 50% lower.

Figure 1. Power consumption of Thermo Scientific windshielded rotors as compared with non-windshielded designs of the same rotor body.



* Based on an engineering evaluation of windshielded and non-windshielded designs of the same rotor body.



Models

Designed for high-throughput blood processing

With a long history of application expertise, we build innovative centrifuges that help improve your productivity

Cryofuge blood banking centrifuges are available in two models, offering the flexibility to select higher-capacity rotors or match existing workflows, with a choice of four HAEMAFlex rotors with Eco-Spin technology.

Goal:	Expand individual bucket capacity	Maximize total blood bags per spin
Centrifuge	<p>Cryofuge 8 Centrifuge</p> <p>For regular- to medium-throughput blood processing needs, select the Cryofuge 8 centrifuge, providing up to 6 x 550 mL blood bag capacity that is upgradeable to up to 8 x 550 mL bags utilizing the same bucket system.</p>	<p>Cryofuge 16 Centrifuge</p> <p>For high-throughput blood processing needs, choose the Cryofuge 16 centrifuge with up to 12 x 550 mL capacity, upgradeable to up to 16 x 550 mL blood bags with the same bucket selections.</p>



Rotor	HAEMAFlex 6 rotor	HAEMAFlex 8 rotor	HAEMAFlex 12 rotor	HAEMAFlex 16 rotor
Blood bags—maximum rotor capacity (places x volume, mL)	6 x 550 mL	8 x 550 mL	12 x 550 mL	16 x 550 mL
Tubes—maximum rotor capacity (places x volume, mL)	N/A	N/A	312 x 5/7 mL blood collection tubes	416 x 5/7 mL blood collection tubes
Maximum speed (rpm)	5,000	4,600	4,700	3,900
Maximum RCF (x g)	7,295	7,144	7,187	5,374



Features and benefits

Auto-Door technology

With a push of a button on the touchscreen interface, the Auto-Door function automatically and completely opens or closes the centrifuge door without the need for manual force. This feature provides enhanced ergonomics for loading and unloading the centrifuge and is especially convenient in production environments, where tasks can be repeated up to 30 times a day.



Auto-Lid technology

The rotor lid of HAEMAFlex rotors can be attached to and stored on the centrifuge door, automatically opening and closing in sync with the centrifuge door. During the automated closing of the centrifuge door, the windshield rotor lid is seamlessly restacked.



Centri-Touch interface and Centri-Cross function

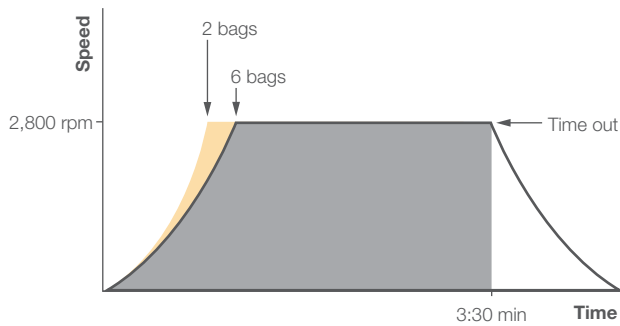
The bright, highly visible and glove-friendly display helps support easy run set-up. It provides enhanced access control, such as user login with password protection. In slow start/stop mode, select from 11 acceleration and 12 deceleration profiles, including profiles loaded from another Thermo Scientific large capacity centrifuge - the Centri-Cross feature -, to customize results to enable maximum yields with minimum re-suspension.



ACE function

The Accumulated Centrifugal Effect (ACE™) function is designed to achieve reproducible results. The ACE technology automatically adjusts run time to account for variations in acceleration due to full or partial rotor loading (see Figure 2). It calculates the g-force experienced during the run in increments of speed over time to give a value representing the overall separating g-force. This value can be substituted for the “TIME” setting, therefore duplicating the overall separating g-force for every run.

Results without the ACE integrator function



Results with the ACE integrator function

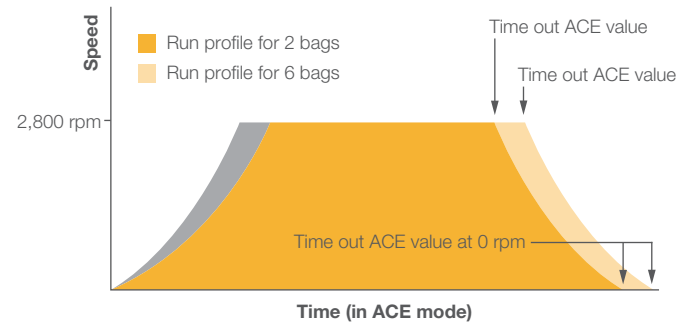


Figure 2. In a typical first centrifugation step, a two-bag rotor load attains set speed faster than a six-bag load. Since both loads will time out at the set time of 3:30 minutes, different g-forces are achieved during the run. By using the ACE integrator function, the time for two bags would be changed to 3:00 minutes to obtain the same overall g-force for both loads. With an ACE value and speed set at the start of a run, times were adjusted to achieve the same overall g-force regardless of the rotor load.



Features and benefits

Auto-ID Instant Rotor Identification

The Auto-ID instant rotor identification technology automatically and instantly identifies a rotor the moment it is placed into the Cryofuge centrifuge. The technology adjusts the parameters to standard settings of the rotor which helps save time and improves ease of use. Additionally, instant rotor identification eliminates the potential to over-speed a rotor by accidentally entering an incorrect rotor code or too high a speed for the inserted rotor.



DuraFlex Drive Technology

Automatically neutralize up to 125 g loading imbalance with Thermo Scientific™ DuraFlex™ Drive Technology. This advanced, flexible drive system enhances the durability and performance of the centrifuge. By accommodating up to 125 g of imbalance without requiring perfect rotor loading, this technology prevents run interruptions, thereby helping save time and increasing efficiency.



Centri-Vue Application

Centri-Vue application is a software tool for remote monitoring and management of centrifuges. It allows users to track the status, performance, and maintenance needs of their centrifuges in real time via a mobile device or computer. This application enhances operational efficiency by providing alerts, usage reports, and diagnostic information, thereby helping ensure optimal performance and reducing downtime.



Centri-Track Application

Designed to assist with GMP/GLP compliance with Centri-Track on-board application for run logging of user and run conditions, and error messages, and optional Centri-Log Plus software integration for data collection.



Application flexibility

With a focus on blood banking applications, Cryofuge centrifuges offer high-throughput sample processing with the flexibility to match your current and future needs from 6, 8, 12 or 16 x 550 mL blood bags per run. Additionally, there is a range of adapters available, allowing the centrifugation of most common tubes and microplates depending on your application needs.



Ergonomics

The Cryofuge centrifuge provides an optimal working height of 930 mm for effortless loading and unloading. With push-button convenience and automatic door and rotor lid opening and closing, the centrifuge offers excellent ergonomics. Castors and adjustable, robust feet support mobility in the laboratory, eliminating the need to bolt down the instrument to the floor. This simplifies installation and provides enhanced flexibility for relocation within a facility.



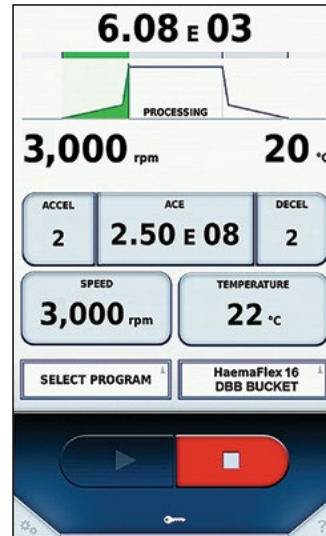
Data management and connectivity

Large, bright, interactive Centri-Touch interface

- Glove- and detergent-friendly design
- Simple and quick run setup with ACE function, speed, time, temp, plus pre-temp and accel and decel ramps
- Convenient touchscreen keyboard for direct input of program parameters
- Highly visible backlit display of set and actual run conditions, including rpm, g-force, and the rotor in operation, enlarged during the run for clear visibility—even from across the lab
- Real-time connection with Centri-Vue application to monitor protocols on your smart device

Simple, quick run setup and monitoring, plus powerful functions just one touch away, providing:

- Quick recall of up to 120 programs with alpha-numeric naming to minimize time between runs and for quick run start by routine users
- User access control and security with optional password protection, ideal for multi-user environments
- Multilingual instructions on programming, run conditions, alerts, and service messages
- Protocol conversion from another Thermo Scientific centrifuge model with Centri-Cross function
- Integrated rotor calculator for simplifying protocol modifications and transfers
- Help screens and in-use training with on-board tutorial videos and a quick-start manual
- Centri-Track on-board run logging of user, run conditions, and error messages
- Thermo Scientific™ Cycle-Log™ rotor bucket cycle log monitors bucket life for added safety

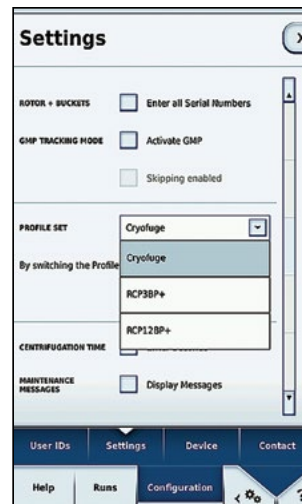


Status information

Run parameters

Control and configuration

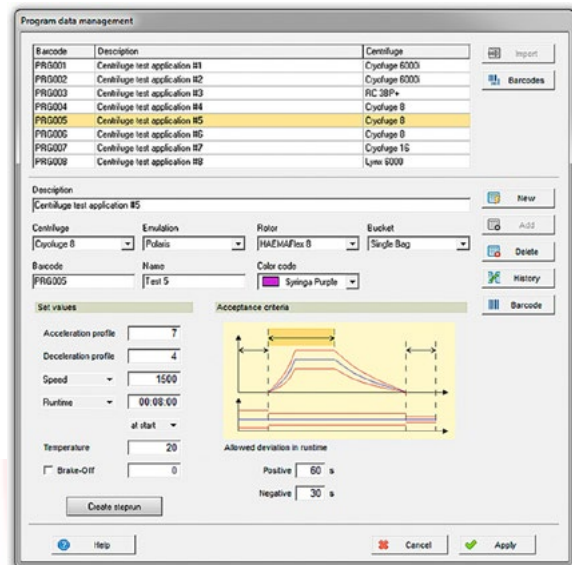
Easily set current parameters and monitor centrifuge status



Emulate protocols from other centrifuges with Centri-Cross function

Data collection

- On-board Centri-Track app for run logs, downloadable via USB port or real-time via Ethernet
- Centri-Log Plus data collection software: protocol-tracking solution enabling lifecycle management of processed samples, equipment optimization, and compliance with standard operating procedures. Connect and track multiple centrifuges on the same network.
 - Improve traceability with documentation of processes, including continual monitoring of speed, time and temperature with alarm messages in case of protocol deviation
 - Ability to check run parameters against procedures in PC database
 - Connection to central database through customized export file



* GMP mode must be enabled.

** Sample tracking kit contains barcode scanner, holder, and cable.

Connection

The Centri-Vue application provides a real-time connection with your Cryofuge 8 and 16 Blood Banking Centrifuges. Use your smart device to check your run status or whether a centrifuge is available from across the campus, building, or lab. With the Centri-Vue application, you can also:

- Determine status of 1 or up to 100 centrifuges at a glance
- Monitor your run:
 - Replicate instrument main screen on your smart device
 - Know when your run is complete
 - Check for diagnostic errors affecting your run
- Establish secure centrifuge connection for start and stop control



Download the Centri-Vue application for instant remote monitoring and control, available for both iOS™ and Android™ devices.



Standards

Compliance

Full GMP/GLP traceability and compliance

- Two logging modes and optional external monitoring and control
- Simplified quality control and record keeping
- Electronic signatures for runs with user log-in and password protection

Latest global safety and compliance standards

- Our ISO 13485 and medical device certification help ensure the implementation of control steps during both development and manufacturing, meeting customer needs and all safety and performance requirements for medical devices.
- The centrifuges are rigorously tested for their suitability for the declared intended purpose under MDR/IVDR standards.
- With an additional IVD intended purpose, the device also facilitates the risk management process in accordance with ISO 22367 for your medical laboratory.
- Complying with ISO 14971, the centrifuges undergo a comprehensive risk management process to help ensure maximum safety for both patients and users.
- The applied usability engineering process according to IEC 62366-1 helps us to provide a product optimized for safety, benefiting both users and patients.














Full list of standards

- UL listed
- CE marked for Medical Device Regulation (EU) 2017/745
- US FDA listed
- RoHS compliant
- WEEE compliant
- IEC 61010-1
- IEC 61010-2-020
- IEC 61010-2-101
- IEC 61326-1 Class B
- IEC 61326-2-6
- IEC 62304
- IEC 62366
- EN ISO 14971
- EN ISO 13485


















Rotors and accessories

Rotor specifications

Description	Rotor capacity (places x volume)	Maximum speed (rpm)	Maximum RCF (x g)	Cat. No.
Rotors				
 HAEMAFlex 6 Swinging Bucket Rotor	6 x 550 mL blood bags	5,000	7,295	75003861
 HAEMAFlex 8 Swinging Bucket Rotor	8 x 550 mL blood bags	4,600	7,144	75003881
Rotor buckets and adapters (sets of 2)*				
 Oval Single Blood Bag Bucket		5,000	7,127	75003834
 450–550 mL Quad or Quint Blood Bag Adapter	6 or 8 x 550 mL			75003837
 400–450 mL Double or Triple Blood Bag Adapter	6 or 8 x 450 mL			75003838
 250 mL Platelet-rich Plasma or Buffy Coat Bag Adapter	6 or 8 x 250 mL			75003839
 400–450 mL Single or Double Blood Bag Adapter	12 or 16 x 450 mL			75003841
 Single Blood Bag Bucket with Filter Pack		5,000	7,211	75003835
 450–550 mL Triple, Quad, or Quint Blood Bag with Additive Solution Adapter	6 or 8 x 550 mL			75003842
 Filter Holder				75003859
 Single Blood Bag Round Bucket		5,000	7,295	75003836
 450–500 mL Triple or Quad Blood Bag Adapter	6 or 8 x 500 mL			75003857
 450 mL Single or Double Blood Bag Adapter	6 or 8 x 450 mL			75003858







* Order three sets of rotor buckets and adapters for use with the HAEMAFlex 6 rotor and four sets for use with the HAEMAFlex 8 rotor.

Rotor specifications, cont.

Description	Rotor capacity (places x volume)	Maximum speed (rpm)	Maximum RCF (x g)	Cat. No.
Rotors				
 HAEMAFlex 12 Swinging Bucket Rotor	12 x 500 mL blood bags	4,700	7,187	75003862
 HAEMAFlex 16 Swinging Bucket Rotor	16 x 500 mL blood bags	3,900	5,374	75003882
Rotor buckets and adapters (sets of 2)*				
 Double Blood Bag Bucket		4,700	7,187	75003846
 Double Quint Blood Bag Adapter for XXL size, HD (110 x 88 mm)	12 or 16 x 500 mL			75003899
 Double Quint Blood Bag Adapter for XXL size (110 x 88 mm)	12 or 16 x 500 mL			75003851
 Double Quint Blood Bag Adapter for XL size (110 x 76 mm)	12 or 16 x 500 mL			75003852
 Double Quint Blood Bag Adapter for M size (110 x 57 mm)	12 or 16 x 450 mL			75003853
 Hook Adapter for Cord Blood Separations, for use with M size adapters	12 or 16 x 300 mL		1,328	75003855
 Hook Adapter for Cord Blood Separations, for use with XXL size adapters	12 or 16 x 300 mL		1,328	75003868
Rotor buckets and adapters (sets of 2)*				
 Oval Bucket Rotor		4,700	7,187	75003964
 52 x 5/7 mL Blood Tube Adapter				75003341
 42 x 10 mL Blood Tube Adapter				75003342
 26 x 15 mL Conical Tube Adapter				75003343
 11 x 50 mL Conical Tube Adapter				75003344
 5 Microplates/1 Deep-Well Plate Adapter				75003345

* Order three sets of rotor buckets and adapters for use with the HAEMAFlex 12 rotor and four sets for use with the HAEMAFlex 16 rotor.

Rotor specifications, cont.

Description	Rotor capacity (places x volume)	Maximum speed (rpm)	Maximum RCF (x g)	Cat. No.
Rotor accessories				
 Liner Stand for Single Blood Bag Adapters (set of 2)				75003833
 Liner Stand for Double Blood Bag Adapters (set of 2)				75003832
 Blood Bag Spacer (set of 12)				75003843
 Rubber Volume Compensation Plates (set of 12)				75006681
 Rubber Balancing Plates (set of 4)				75005759
 Dummy Weights				75003866

Software

Ordering information

Data collection options	Data transfer via USB	Data transfer via Ethernet	Device management via Centri-Log Plus software
With barcode sample tracking	Centri-Track via USB*	Centri-Track via Ethernet*	Centri-Log Plus Software* Cat. No. 75007742
	Sample Tracking Kit** Cat. No. 75007740	Sample Tracking Kit** Cat. No. 75007740	Sample Tracking Kit** Cat. No. 75007740
Without sample tracking	Run log	Network Access Kit Cat. No. 75007741	Network Access Kit Cat. No. 75007741
		Network Access Kit Cat. No. 75007741	Not available

* GMP mode must be enabled.






** Sample tracking kit contains barcode scanner, holder, and cable.

Product specifications

Specifications	Cryofuge 8 Centrifuge	Cryofuge 16 Centrifuge
Capacities	6 x 550 mL and 8 x 550 mL blood bags	12 x 550 mL and 16 x 550 mL blood bags
Maximum speed	5,000 rpm	4,700 rpm
Maximum RCF	7,295 x g	7,187 x g
Drive system	DuraFlex high torque brushless drive technology	
Imbalance tolerance	125 g in opposite loads	
ACE integrator	Yes	
Green technology	GreenCool technology; refrigeration off when door opens; Eco-Spin windshilded rotors	
Control	Centri-Touch touchscreen interface	
Accel/decel profiles and existing protocol emulation	10 acceleration, 10 deceleration profiles, up to 11/12 with emulation profiles	
Modes	At start, at speed, time start	
Step-runs	Yes, 30 profile/speed/time triplets, up to 3 steps each	
Maintenance tracking log	Yes	
Protocol traceability	Yes, built-in Centri-Track run logging	
Performance range	Speed 300–5,000 rpm; RCF 26–7,295 x g	Speed 300–4,700 rpm; RCF 29–7,187 x g
Run time	99 hours 59 min 59 sec (1-second increment)	
Precooling function	Yes	
Temperature set range	–20 to 40°C, adjustable to 1°C	
Other functions	Multilingual selection, on-board training videos, user logging, user lock-out, automatic door opening, automatic rotor ID, on-screen display for imbalance, over temperature, stainless steel chamber, guidance display for error messages	
Dimensions (H x W x D)	1,015 x 816 x 900 mm (39.9 x 32.1 x 35.4 in.)	
Product weight (excluding accessories)	230V: 415 kg / 914,9 lb 400V: 438 kg / 965,6 lb	230V: 415 kg / 914,9 lb 400V: 438 kg / 965,6 lb
Heat output	<1,5 kW	
Noise level	58dB (A)	
Power consumption	< 4450 VA	
Certifications	UL, CE, MDR, FDA listed	
Cleanroom compatibility	Class ISO 6 according to DIN EN ISO 14644-1	
Standards	EN 61010-1, IEC 61010-2-020, IEC 61010-2-101, EN 61326-1 Class B, EN 61326-2-6, EN 62304, EN 62366, EN ISO 14971, EN ISO 13485	
Warranty	2 years for unit, 5 years for powertrain (motor shaft and drive), 5 years for refrigeration	



Ordering information

Description		Cat. No.
Centrifuges		
Cryofuge 8 centrifuge with GreenCool technology, 200, 208, 220, 230, 240 V \pm 10%, 50/60 Hz, Single phase		75008600
Cryofuge 8 centrifuge with GreenCool technology, 380, 400, 415 V \pm 10%, 50 Hz, 3-phase		75008603
Cryofuge 16 centrifuge with GreenCool technology, 200, 208, 220, 230, 240 V \pm 10%, 50/60 Hz, Single phase		75008610
Cryofuge 16 centrifuge with GreenCool technology, 380, 400, 415 V \pm 10%, 50 Hz, 3-phase		75008615
Additional options		
Cryofuge 16 Heavy Duty centrifuge with stainless steel side panels, 380, 400, 415 V \pm 10%, 50 Hz, 3-phase		75008618
Power plugs*		
IEC60309 32A-6h-3-pin blue, 200–250 V		20190357
NEMA 6-30P 30 A-6h, 200–250 V		20190358
IEC60309 32A-6h 5-pin red, 230–400 V		20190359
IEC60309 16A-6h 5 pin red (3P+N+PE), 380/400 V		20190360
3x AWG10 NEMA L6-30P/CEE		20190364
Accessories		
Drain Box (600 x 400 x 50 mm)		75007730

* Centrifuges will include power plug most common for country of order. Please indicate alternate power plug requirements at time of order.





Learn more at thermofisher.com/bloodbankcentrifuge

thermo scientific

The products mentioned in this document are medical devices used for clinical purposes. It is the customer's responsibility to ensure that the performance of the products are suitable for the customers' specific uses or applications. Specifications, terms, and pricing are subject to change. Not all products are available in all countries. Please consult your sales representative for details.

© 2025 Thermo Fisher Scientific Inc. All rights reserved. All trademarks are the property of Thermo Fisher Scientific and its subsidiaries unless otherwise specified. iOS is a registered trademark of Cisco Technologies, Inc. Android is a registered trademark of Google LLC.

BROC-8832662 0325